

Oregon Camellia Society

May / June Newsletter 2025



President's Message

Greetings and Salutations:

We put another flower show into the annals of history in April. It wasn't without some fear and trepidation. We discovered late that the art gallery at the Chehalem Cultural Center would be occupied by an art show and would be unavailable for our flower show. Furthermore, the ballroom was reserved for an evening event, thereby preventing us from moving the show there. Thankfully, Bryan Stewart came up with two alternatives, and we chose to hold the show in the long hallway of the second floor. The hallway has much more space than the gallery, but being

an unusual shape, it presented challenges of its own. If Kathy had still been with us as an exhibitor, our space in the art gallery would have been very cramped for blooms exhibition space since we fielded as many blooms as usual in the past when she was still exhibiting.

I have to thank Bryan for coming up with the new location, and for providing a map of the location on which we were able to specify a show setup. Turns out it wasn't an ideal set up, but we have ideas of how to improve it now that we have had experience using that new space.

When it comes to the show itself, we had the largest selection of seedling and mutant entries that I can recall. Those entering blooms in that division should know that the American Camellia Society suggests that an entry is encouraged to have more than one bloom. It would be helpful to see the uniformity or variation that these new to the world blooms might exhibit.

The show was chaired by Denis, who seems to have grown comfortable and adept at his role as show chairman. A big thank you to Denis!

The show also benefits greatly from Martha organizing and supervising the clerks that allows the judges to carry out their duties without unnecessary distractions. Thank you Martha!

Outside of the show hall, Christie apparently sold out all plants we had and netted us a very tidy sum. Thank you Christie!

Brady housed the sale plants at his Hillsboro facility. And, in one last stroke of generosity, Kathy provided plants for Brady to house and add to the supply of plants for the show. Thank you Brady and Kathy!

Finally, thanks to all of the members that helped us bring off another fine showing of the beautiful products of genus camellia.

Garland

2025 schedule

May

17

May Tea Meeting

Saturday, May 17, 10:30 – 1:30

Room 2A on the 2nd floor of the Holgate Library

Our speaker will be Srijana Shrestha (she/her) from the Metro Master Gardener Program.

Having the reservation from 10:30 allows her to get set up and start her presentation at 11.

In her talk she will give an overview of tea cultivation in the U.S., potential of tea cultivation, what research studies are going on, what are we doing on the West Coast (there are not a lot of studies on the West Coast), and discuss her propagation project. Followed by Q/A.

After her talk, we will break for refreshments and hold our business meeting in the remaining time.

JULY

12

Picnic Update

Saturday, Jul 12

Jewel has agreed to host the summer picnic on July 12, featuring a potluck lunch at noon and a plant auction afterward, and you are invited to participate as usual.

March Meeting Report

The nominations for next year are

Garland Bayley President

Christie Dooley 1st VP

Susan Haywood 2nd VP

Brady Sheets Treasurer

Grace Bayley Secretary

Greg Anderson 2025-2028 Board (re-elect)

Chris Goldstein 2025-2028 Board (re-elect)

Martha Ragland 2024-2027 Board (replace Grace)

Collier Brown 2023-2026 Board (replace Kathy)

The following continue their roles and don't need re-election.

Jewel Lanning-Walters 2024-2027 Board

Denis Dooley 2023-2026 Board

Brady moved we adopt the slate, Christie seconded, the motion passed.

The new slate of candidates have been elected by acclamation.

Collier announced that Bryan has called to let him know that the Camellia Festival has been cancelled again this year, but that we can hold the show as usual.

April Meeting Report

The society gathered for the presentation and taping of a seminar on beginning camellia culture in the tent at Chehalem Glenn Golf Course in Newberg.

The presentations were

101 Planting camellias in the ground presented by Garland

102 Watering and fertilizing in ground camellias by Collier & Garland. Collier discussed how he does it in a standard home lot, Garland discussed how Kathy did it in a three acre forest lot with a drip irrigation system in place, and Garland discussed how he does it in a forest lot with no local water source.

103 Pruning smaller camellia trees presented by Garland

104 Air-layering a live potted plant presented by Brady who put an air layer on a live potted New Moon Rising, which is Oregon originated and chosen by the American Camellia Society as the representative of the single flower form in their latest show judging handbook.

105-205 Rooting cuttings and potting up presented by Christie

107 Propagation by grafting presented by Garland

Unfortunately, we did not have 106 Growing camellias from seeds by Susan as we asked her to do it at a time when she was out of seeds to plant.

Chris Goldstein video recorded the event and we are anxious to see what segments will be of a quality that we can present in public at future shows.

Editors Note

Time to fertilize your camellias.

Garland has been enjoying having the birds pecking apart his foil wraps when trying to air layer in his Camellia forest. Here is a link to hard plastic air layering pods. I have ordered some for myself to try as I have also had issues with birds and squirrels.

https://www.amazon.com/Layering-Propagation-Thicker-Reusable-Transparent/dp/B0D4LRMQ4H/ref=sr_1_9?crid=2RRAP316N6U9N&dib=eyJ2IjojMSJ9.y6klwmhDkew8TphsrqzHxglzQPrUio8643TZdtccZJc4CN-TFebNLfuRsUMKUNRWcZwOvh7nmYtBtbnT_06wVWhl0Uy11C26sYjxGVYt-F55Hx44WTIHQ1XvA8M4qeyQ5EpNA78fGOSikJ5cWgeRzGjeUOm7NNzGg19PjnfD-bTY0BpA5kVpkULgCzeHskUySXcG-gZmPb81PwmCRG_1fAJwUEg0EK4HLSn8PydGlsW36LHZmibWUiJY6N9_qQlcoNtYg5y14BK6VRKd6u_GE-OhtKLigKF5l3Vwu8k6uFY.zpsb09zrW0Cplnhv3oT2VC8A-QYsMuymWleTn8W1ir8&dib_tag=se&keywords=air%2Blayering%2Bpods&qid=1746161430&prefix=air%2Blayer%2Caps%2C522&sr=8-9&th=1

facebook

Yahoo | Mail, Weather, Search, ...

140 unread - irishlady@yahoo...

Amazon.com : 10 PCS Air Layer...

amazon.com/Layering-Propagation-Thicker-Reusable-Transparent/dp/B0D4LRMQ4H/ref=sr_1_9?crid=2RRAP316N6U9N&idib=eyJ2JjoiaMSJ9.y6klwmhDkew8TphsrqzHxglzQPrUio864...

New Chrome available

amazonprime

Deliver to christie Scappoose 97056

All ▾ air+layering+pods

🔍

EN -

Hello, christie Account & Lists ▾


Returns & Orders

🛒 Cart








Last purchased May 1, 2023

Size: Medium | View order

Set reminder



Roll over image to zoom in



🔗

10 PCS Air Layering Propagation Kit -Thicker Version with Reusable Half Transparent Plant Rooting Propagation Ball & Plastic Twist Ties - Plant Grafting Rooting Grow Ball(Size: Medium)

Brand: TMKCW

4.0 ★★★★★ (32)

100+ bought in past month

\$11.99

prime

FREE Returns ▾

Get a \$50 Gift Card for each friend who is approved for Prime Visa or Amazon Visa. Earn up to \$500 each year. [Find out how](#)

Size: Medium

Large	Medium	Small
\$16.99	\$11.99 FREE Delivery Monday	\$8.99 FREE Delivery Saturday

Material

Polypropylene (PP)

Color

Black and Transparent

Special Feature

Weather Resistant

Style

Industrial

Plant Form

Plant Pot

\$11.99

prime

FREE Returns ▾

FREE delivery **Monday, May 5.**
Order within 2 hrs 4 mins

📍 Deliver to christie - Scappoose 97056

In Stock

Quantity: 1 ▾

Add to Cart

Buy Now

Ships from Amazon

Sold by TMKCW

Returns 30-day refund/replacement

Gift options Available at checkout

✓ See more

Add to List ▾